








PENZANCE COUNCIL – 19 JANUARY 2026

REPORT FOR INFORMATION

COUNCILLORS' ATTENDANCE AT MEETINGS

Our Culture 	Our Decision Making 	Our Environment 	Our Money 	Our People 	Our Places 	Our Resilience & Wellbeing 
	✓				✓	

Background:

At its meeting held on 4 March 2024, Penzance Council resolved that the data relating to Councillors' attendance at meetings be presented to each Council meeting, for information.

The data relating to the attendance of Councillors at meetings, so far during this municipal year, is therefore set out at Appendix 1 to this report.

Appendix 1 – Councillor Attendance Data

Elliot Ridington
Democratic Services and Governance Officer

PENZANCE COUNCIL - RUNNING COUNCILLOR ATTENDANCE 2025-2026

COUNCILLOR	COMMITTEES	NO. OF MEETINGS HELD (incl. full Town Council)	NO. OF MEETINGS ATTENDED	%
Baker, KM	F&GPs + Planning	19	18	94.74%
Broadhurst, NC	DEPUTY MAYOR	28	14	50.00%
Hadley, PM	A&C + L&A	13	10	76.92%
How, JM	A&C + L&A	14	13	92.86%
Jackson, B	L&A + Planning	22	19	86.36%
Jameson, PL	A&C + L&A + Personnel	14	10	71.43%
Lapin, P	F&GPs + Planning	21	22	104.76%
Law, PA	A&C + L&A	14	12	85.71%
Marrington, TS	A&C + Personnel	11	6	54.55%
McKenna, J	F&GPs + Personnel	11	9	81.82%
Osborne, PI	A&C + L&A	14	13	92.86%
Paul DM	L&A + Planning	4	4	100.00%
Power, JS	L&A + Personnel + Planning	22	21	95.45%
Pugh, JR	A&C + F&GPs	14	10	71.43%
Reed, SJ	A&C + L&A	14	9	64.29%
Reynolds, SJ	MAYOR + Personnel	30	28	93.33%
Smart Knight, D	A&C + F&GPs	13	8	61.54%
Trevail, PC	A&C + F&GPs	14	12	85.71%
Wilson, MA	F&GPs + Planning	21	19	90.48%
Young, P	A&C + F&GPs + L&A + Personnel	19	18	94.74%

Town Mayor and Deputy Mayor attend every standing committee
Please note - some absences may be due to ill health