








PENZANCE COUNCIL – 16 MARCH 2026

REPORT FOR INFORMATION

COUNCILLORS' ATTENDANCE AT MEETINGS

Our Culture 	Our Decision Making 	Our Environment 	Our Money 	Our People 	Our Places 	Our Resilience & Wellbeing 
	✓				✓	

Background:

At its meeting held on 4 March 2024, Penzance Council resolved that the data relating to Councillors' attendance at meetings be presented to each Council meeting, for information.

The data relating to the attendance of Councillors at meetings, so far during this municipal year, is therefore set out at Appendix 1 to this report.

Appendix 1 – Councillor Attendance Data

Elliot Ridington
Democratic Services and Governance Officer

PENZANCE COUNCIL - RUNNING COUNCILLOR ATTENDANCE 2025-2026

COUNCILLOR	COMMITTEES	NO. OF MEETINGS HELD (incl. full Town Council)	NO. OF MEETINGS ATTENDED	%
Baker, KM	F&GPs + Planning	24	23	95.83%
Broadhurst, NC	DEPUTY MAYOR	35	15	42.86%
Hadley, PM	A&C + L&A	16	12	75.00%
How, JM	A&C + L&A	17	15	88.24%
Jackson, B	L&A + Planning	27	24	88.89%
Jameson, PL	A&C + L&A + Personnel	17	11	64.71%
Lapin, P	F&GPs + Planning	26	27	103.85%
Law, PA	A&C + L&A	17	15	88.24%
Marrington, TS	A&C + Personnel	13	7	53.85%
McKenna, J	F&GPs + Personnel	13	11	84.62%
Osborne, PI	A&C + L&A	17	15	88.24%
Paul DM	L&A + Planning	9	9	100.00%
Power, JS	L&A + Personnel + Planning	27	25	92.59%
Pugh, JR	A&C + F&GPs	17	12	70.59%
Reed, SJ	A&C + L&A	17	11	64.71%
Reynolds, SJ	MAYOR + Personnel	36	34	94.44%
Smart Knight, D	A&C + F&GPs	16	10	62.50%
Trevail, PC	A&C + F&GPs	17	15	88.24%
Wilson, MA	F&GPs + Planning	26	24	92.31%
Young, P	A&C + F&GPs + L&A + Personnel	23	22	95.65%

Town Mayor and Deputy Mayor attend every standing committee
Please note - some absences may be due to ill health